



TWINAX Series

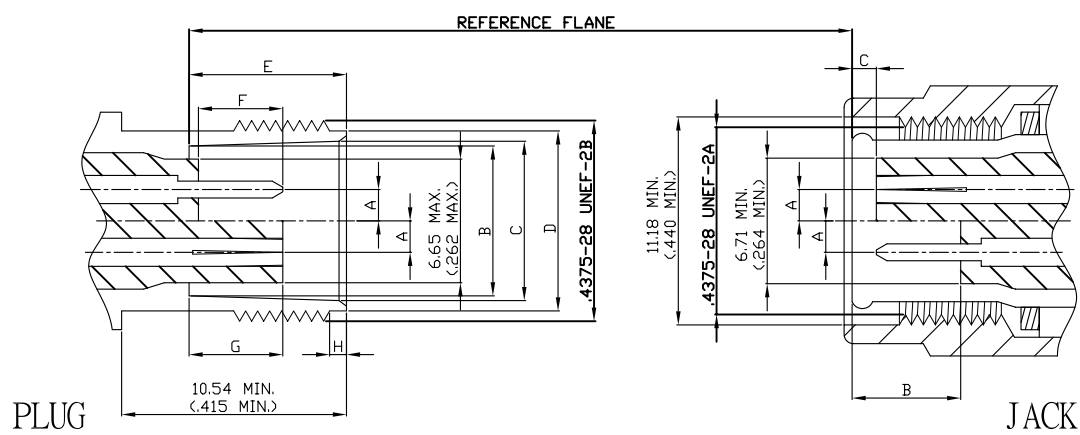
TWINAX

TWINAX series is used in balanced low level and high sensitivity circuits due to its improved shielding characteristics. This connector is supplied with a threaded coupling interface, and designed with polarized key and keyway construction. TWINAX contains twin contacts, and it is utilized with 78, 95 or 100 ohm twin conductor cables. This connector can be operated from DC to 200 MHz.

Applications:

*process equipment *computer/networks

TWINAX Interface Dimensions:



TWINAX Series						
	PLUG			JACK		
	Minimum	Maximum		Minimum	Maximum	
A	1.57(.062)	1.63(.064)		1.57(.062)	1.63(.064)	A
B	8.10(.319)	8.15(.321)		5.23(.206)	5.79(.228)	B
C	8.31(.327)	8.53(.336)		0.89(.035)	1.65(.065)	C
D	9.60(.378)	9.68(.381)				
E	8.36(.329)	8.64(.333)				
F	4.34(.171)	5.08(.200)				
G	4.78(.188)	5.23(.206)				
H	1.73(.068)	2.24(.088)				

*Millimeters(Inches)



Materials :

Connector part	Material	Finish
Bodies	Brass	Nickel
Center Contact	Male: Brass Female: Brass, Phosphor Bronze, or Beryllium copper	Gold
Insulator	PBT	N/A
Crimp ferrule	Annealed copper	Nickel

Electrical :

Electrical Data	Detail
Impedance	78 ohm, 95 ohm, or 100 ohm
Frequency range	0~200MHz
Working voltage	500 Volts rms max.
Insulation resistance	1,000 megohms min.
Dielectric withstanding voltage	1,500 Volts rms min.
Contact resistance	Center contact: 4.0 milliohm Outer contact: 2.0 milliohm
VSWR: f(GHz)	Not defined

Mechanical :

Mechanical Data	Detail
Coupling nut retention	100 lbs min.
Connector durability	500 cycles min.

Environmental :


Environmental Data	Detail
Corrosion (Salt spray)	MIL-STD-202 METHOD 101 TEST CONDITION C
Thermal shock	MIL-STD-202 METHOD 102 TEST CONDITION B
Vibration	MIL-STD-202 METHOD 204 TEST CONDITION B
Mechanical shock	MIL-STD-202 METHOD 213 TEST CONDITION I
Temperature range	-55 to 80

TWINAX STRAIGHT PLUG CLAMP



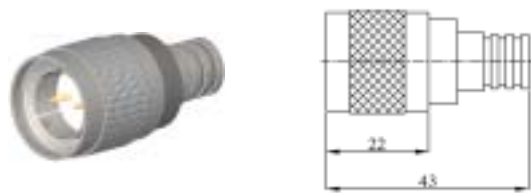
PART NUMBER	TN-01-DGN
-------------	-----------

TWINAX STRAIGHT JACK CLAMP



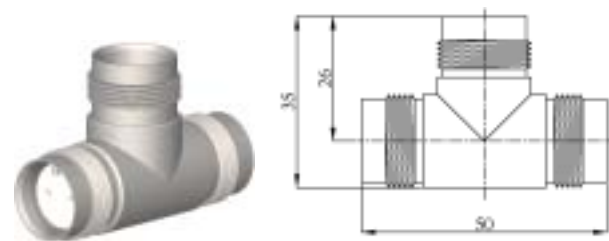
PART NUMBER	TN-02-DGN
-------------	-----------

TWINAX STRAIGHT PLUG CRIMP



PART NUMBER	TN-03-DGN
-------------	-----------

TWINAX JACK-JACK-JACK ADAPTOR



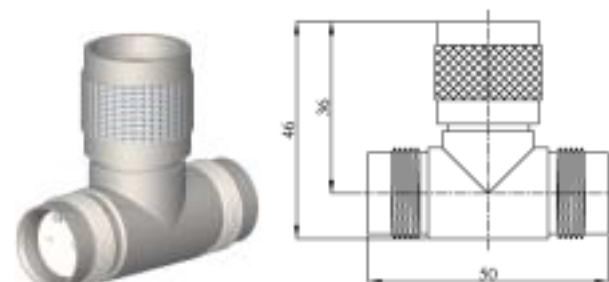
PART NUMBER	TN-05-DGN
-------------	-----------

TWINAX STRAIGHT JACK-JACK ADAPTOR



PART NUMBER	TN-06-DGN
-------------	-----------

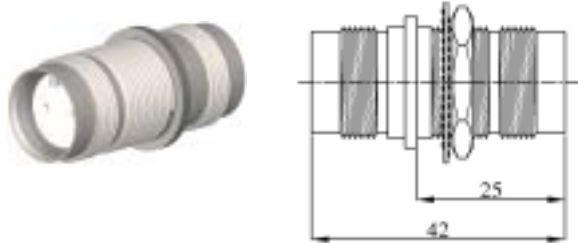
TWINAX JACK-PLUG-JACK ADAPTOR



PART NUMBER	TN-07-DGN
-------------	-----------

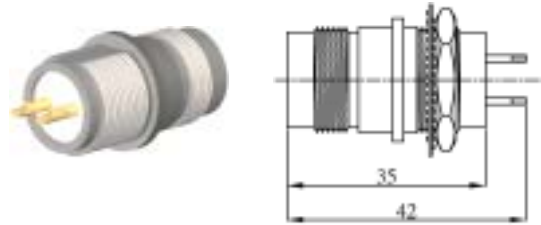


TWINAX BULKHEAD JACK-JACK ADAPTOR



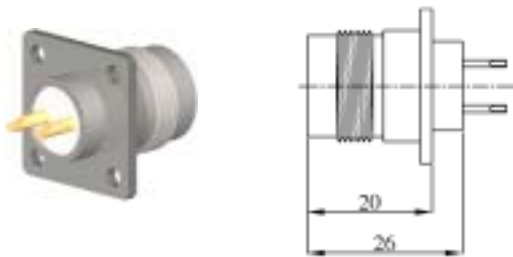
PART NUMBER	TN-08-DGN
-------------	-----------

TWINAX JACK BULKHEAD RECEPTACLE



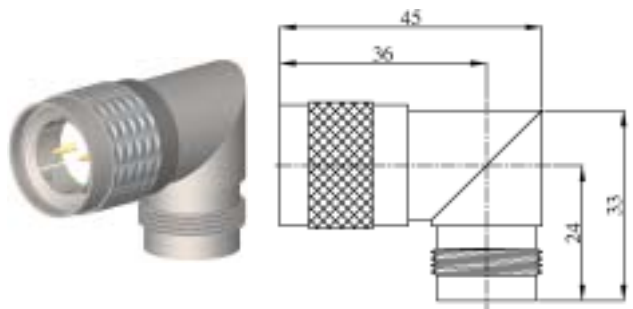
PART NUMBER	TN-09-DGN
-------------	-----------

TWINAX JACK PANEL RECEPTACLE



PART NUMBER	TN-10-DGN
-------------	-----------

TWINAX RIGHT ANGLE PLUG-JACK ADAPTOR



PART NUMBER	TN-11-DGN
-------------	-----------